
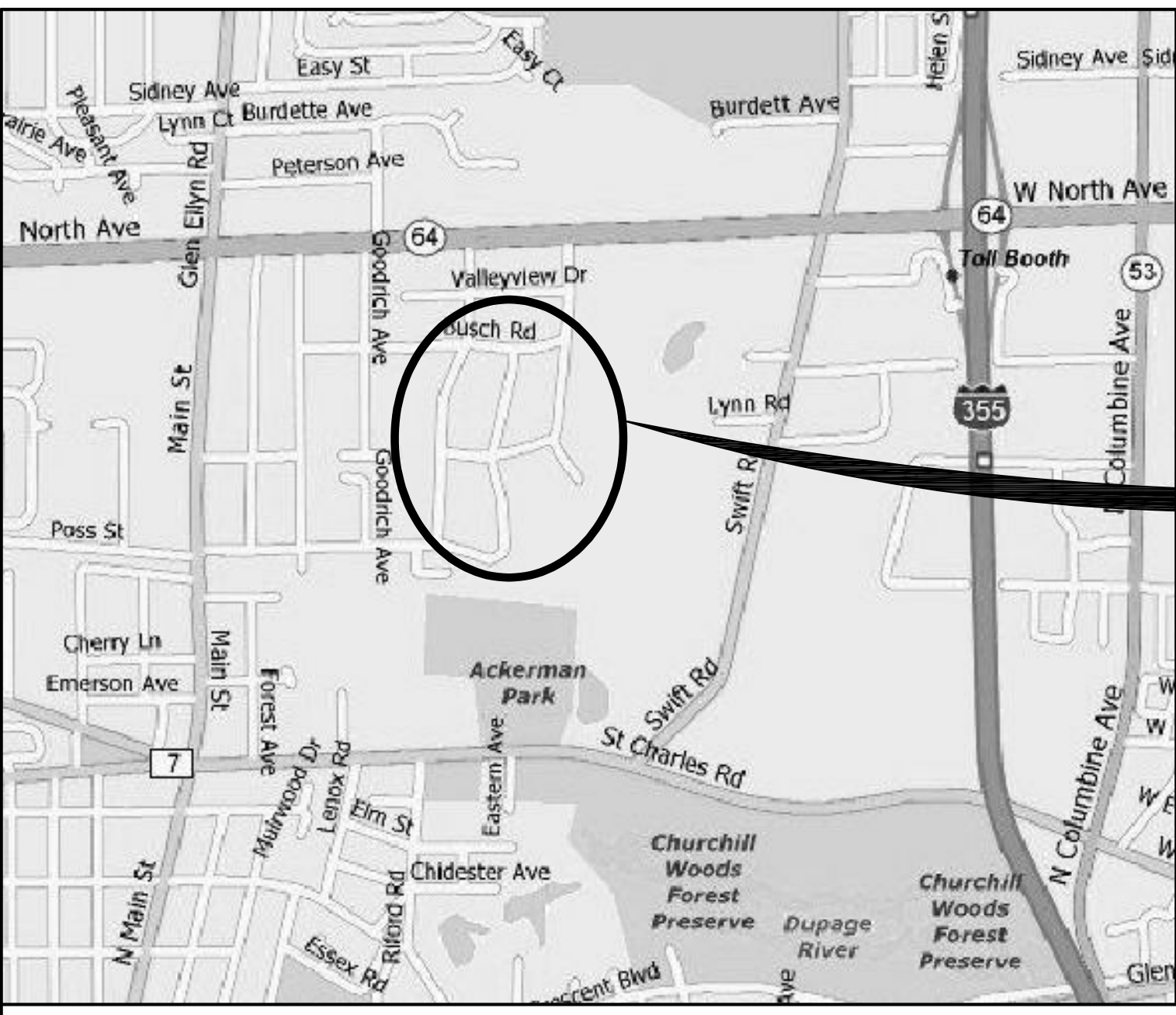


GLEN ELLYN SINGLE FAMILY HOMESITES AVAILABLE

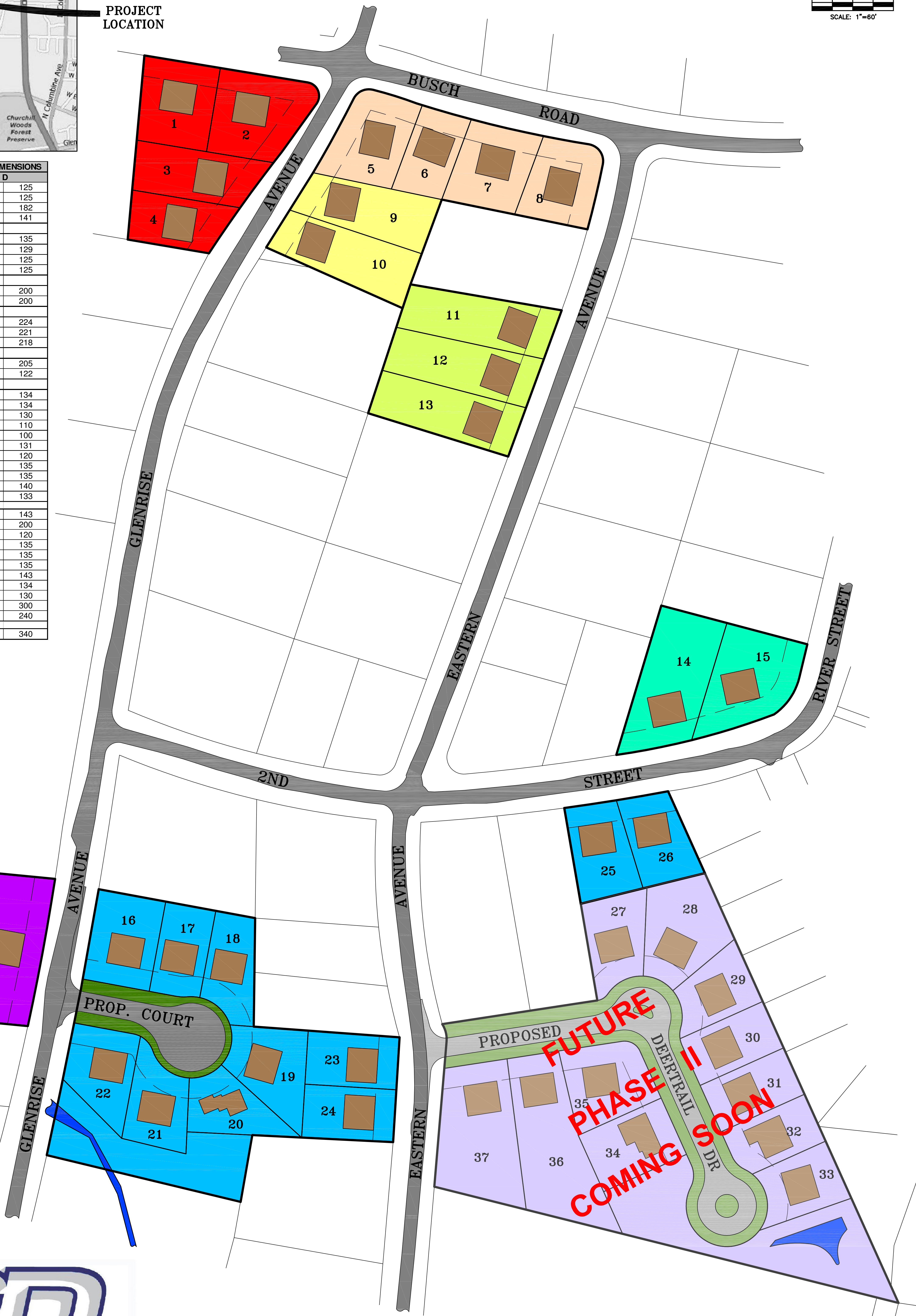


0 60 120
SCALE: 1"=60'



PROJECT LOCATION

LOT NO.	SUBDIVISION LEGEND	SQ. FT.	APPROX. DIMENSIONS W x D	
1	BUSCH ESTATES	13,572	104	125
2	BUSCH ESTATES	15,425	130	125
3	BUSCH ESTATES	13,638	75	182
4	BUSCH ESTATES	10,480	75	141
5	BUSCH ROAD ASMT.	13,673	100	135
6	BUSCH ROAD ASMT.	10,000	78	129
7	BUSCH ROAD ASMT.	13,737	100	125
8	BUSCH ROAD ASMT.	12,483	100	125
9	GLENRISE AVE. ASMT.	14,631	75	200
10	GLENRISE AVE. ASMT.	15,787	75	200
11	EASTERN ESTATES	15,895	71	224
12	EASTERN ESTATES	15,722	71	221
13	EASTERN ESTATES	15,547	71	218
14	RIVER DRIVE	20,634	100	205
15	RIVER DRIVE	17,426	150	122
16	DEERGLLEN 2 - PHASE I	13,456	100	134
17	DEERGLLEN 2 - PHASE I	10,006	75	134
18	DEERGLLEN 2 - PHASE I	10,570	75	130
19	DEERGLLEN 2 - PHASE I	12,968	118	110
20	DEERGLLEN 2 - PHASE I	10,222	102	100
21	DEERGLLEN 2 - PHASE I	10,997	97	131
22	DEERGLLEN 2 - PHASE I	12,023	100	120
23	DEERGLLEN 2 - PHASE I	10,561	77	135
24	DEERGLLEN 2 - PHASE I	10,555	77	135
25	DEERGLLEN 2 - PHASE I	11,924	85	140
26	DEERGLLEN 2 - PHASE I	11,341	85	133
27	DEERGLLEN 2 - PHASE II	11,260	85	143
28	DEERGLLEN 2 - PHASE II	15,731	80	200
29	DEERGLLEN 2 - PHASE II	10,006	83	120
30	DEERGLLEN 2 - PHASE II	10,124	75	135
31	DEERGLLEN 2 - PHASE II	10,125	75	135
32	DEERGLLEN 2 - PHASE II	10,012	75	135
33	DEERGLLEN 2 - PHASE II	13,000	85	143
34	DEERGLLEN 2 - PHASE II	10,050	91	134
35	DEERGLLEN 2 - PHASE II	13,521	100	130
36	DEERGLLEN 2 - PHASE II	24,138	77	300
37	DEERGLLEN 2 - PHASE II	22,556	93	240
38	LOT 38	74,800	220	340



GERARDI & SONS DEVELOPMENT, INC.

Call Toll Free or Visit:
www.877NEWLOTZ.com

877-639-5689